

# InCites Journal Citation Reports

Page 1 of 19

---

## 2019 Journal Performance Data for: Mathematical Communications

ISSN: 1331-0623

eISSN: 1331-0623

UNIV OSIJEK, DEPT MATHEMATICS

UNIV OSIJEK, DEPT MATHEMATICS, TRG LJUDEVITA GAJA 6, OSIJEK HR-31000, CROATIA  
CROATIA**TITLES**

ISO: Math. Commun.

JCR Abbrev: MATH COMMUN

**LANGUAGES**

English

**CATEGORIES**

MATHEMATICS -- SCIE

MATHEMATICS, APPLIED --  
SCIE**PUBLICATION FREQUENCY**

2 issues/year

Open Access from 1996

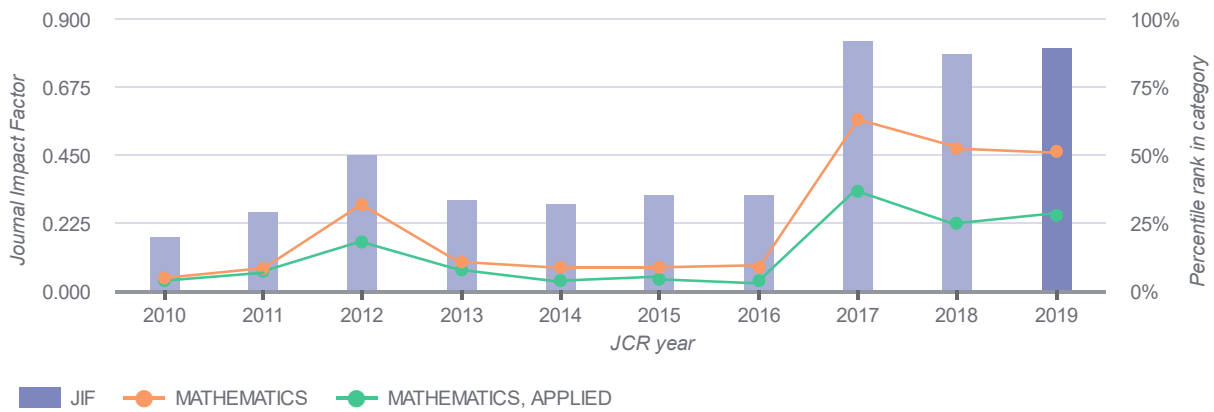
# InCites Journal Citation Reports

The data in the two graphs below and in the Journal Impact Factor calculation panels represent citation activity in 2019 to items published in the journal in the prior two years. They detail the components of the Journal Impact Factor. Use the "All Years" tab to access key metrics and additional data for the current year and all prior years for this journal.

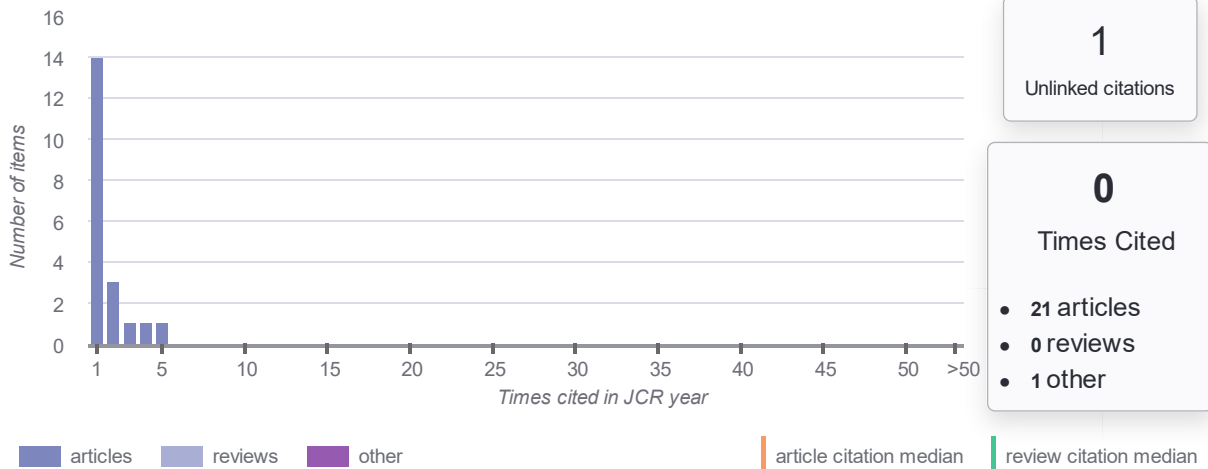
## 2019 Journal Impact Factor & percentile rank in category for: Mathematical Communications

**0.805**

2019 Journal Impact Factor



## 2019 JIF Citation Distribution for: Mathematical Communications



# InCites Journal Citation Reports

Page 3 of 19

## Journal Impact Factor Calculation

$$2019 \text{ Journal Impact Factor} = \frac{33}{41} = 0.805$$

---

How is Journal Impact Factor Calculated?

$$\text{JIF} = \frac{\text{Citations in 2019 to items published in } \mathbf{2017 (17) + 2018 (16)}}{\text{Number of citable items in } \mathbf{2017 (21) + 2018 (20)}} = \frac{33}{41}$$

## InCites Journal Citation Reports

Page 4 of 19

## Journal Impact Factor contributing items

## Citable items in 2018 and 2017 (41)

TITLE	CITATIONS COUNTED TOWARDS JIF
Symmetry analysis of time-fractional potential Burgers' equation By: Gaur, Manoj; Singh, Karanjeet <b>Volume: 22 Page: 1-11 Accession number: WOS:000396703000001</b> <b>Document Type: Article</b>	<b>5</b>
Radii of starlikeness and convexity of Wright functions By: Baricz, Arpad; Toklu, Evrim; Kadioglu, E. <b>Volume: 23 Page: 97-117 Accession number: WOS:000439056400007</b> <b>Document Type: Article</b>	<b>4</b>
The Hausdorff distance between some sets of points By: Marosevic, Tomislav <b>Volume: 23 Page: 247-257 Accession number: WOS:000443101100007</b> <b>Document Type: Article</b>	<b>3</b>
Collocation method based on modified cubic B-spline for option pricing models By: Rashidinia, Jalil; Jamalzadeh, Sanaz <b>Volume: 22 Page: 89-102 Accession number: WOS:000396703000007</b> <b>Document Type: Article</b>	<b>2</b>
On crossed modules in modified categories of interest By: Uslu, Enver Onder; Cetin, Selim; Arslan, Ahmet Faruk <b>Volume: 22 Page: 103-119 Accession number: WOS:000396703000008</b> <b>Document Type: Article</b>	<b>2</b>
Existence of non-oscillatory solutions of a kind of first-order neutral differential equation By: Kong, Fanchao <b>Volume: 22 Page: 151-164 Accession number: WOS:000409339600001</b> <b>Document Type: Article</b>	<b>2</b>
A short proof of the Chebotarev density theorem for function fields By: Kosters, Michiel <b>Volume: 22 Page: 227-233 Accession number: WOS:000409339600006</b> <b>Document Type: Article</b>	<b>1</b>

# InCites Journal Citation Reports

Page 5 of 19

---

## Citations in 2019 (33)

---

TITLE	CITATIONS COUNTED TOWARDS JIF
"MATHEMATICAL COMMUNICATIONS"	3
"ACTA UNIVERSITATIS SAPIENTIAE-MATHEMATICA"	2
"EUROPEAN PHYSICAL JOURNAL PLUS"	2
"TURKISH JOURNAL OF MATHEMATICS"	2
"APPLIED MATHEMATICS AND COMPUTATION"	1
"JOURNAL OF COMBINATORIAL THEORY SERIES A"	1
"QUAESTIONES MATHEMATICAE"	1
"RAD HRVATSKE AKADEMIJE ZNANOSTI I UMJETNOSTI-MATEMATICKE ZNANOSTI"	1
"SYMMETRY-BASEL"	1
"TWMS JOURNAL OF APPLIED AND ENGINEERING MATHEMATICS"	1

---

# InCites Journal Citation Reports

Page 6 of 19

## Source data

### Journal source data 2019

	Articles	Reviews	Combined(C)	Other(O)	Percentage(C/(C+O))
Number in JCR Year 2019 (A)	20	0	20	n/a	100%
Number of References (B)	411	0	411	n/a	100%
Ratio (B/A)	20.6	n/a	20.6	n/a	

# InCites Journal Citation Reports

Page 7 of 19

## Box plot

### Category Box Plot 2019

#### Category Box Plot

The category box plot depicts the distribution of Impact Factors for all journals in the category. The horizontal line that forms the top of the box is the 75th percentile (Q1). The horizontal line that forms the bottom is the 25th percentile (Q3). The horizontal line that intersects the box is the median Impact Factor for the category.

Horizontal lines above and below the box, called whiskers, represent maximum and minimum values.

The top whisker is the smaller of the following two values:

the maximum Impact Factor (IF)

$Q1\ IF + 3.5(Q1\ IF - Q3\ IF)$

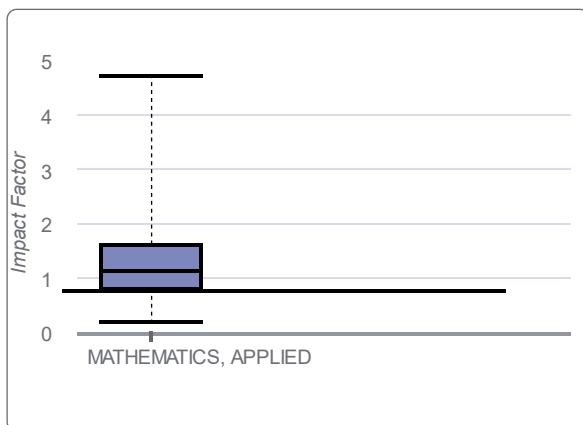
The bottom whisker is the larger of the following two values:

the minimum Impact Factor (IF)

$Q1\ IF - 3.5(Q1\ IF - Q3\ IF)$

Box Plots are provided for the current JCR year for each of the categories in which the journal is indexed.

#### MATH COMMUN, IF: 0.805



## InCites Journal Citation Reports

Page 8 of 19

## Rank

## Rank

## JCR Impact Factor

JCR Year	MATHEMATICS, APPLIED			MATHEMATICS		
	Rank	Quartile	JIF Percentile	Rank	Quartile	JIF Percentile
2019	189/261	Q3	27.778	159/325	Q2	51.231
2018	192/254	Q4	24.606	150/314	Q2	52.389
2017	160/252	Q3	36.706	115/310	Q2	63.065
2016	247/255	Q4	3.333	285/311	Q4	8.521
2015	244/254	Q4	4.134	286/312	Q4	8.494
2014	249/257	Q4	3.307	287/312	Q4	8.173
2013	233/251	Q4	7.371	271/302	Q4	10.430
2012	203/247	Q4	18.016	203/296	Q3	31.588
2011	229/245	Q4	6.735	267/289	Q4	7.785
2010	228/236	Q4	3.602	267/279	Q4	4.480



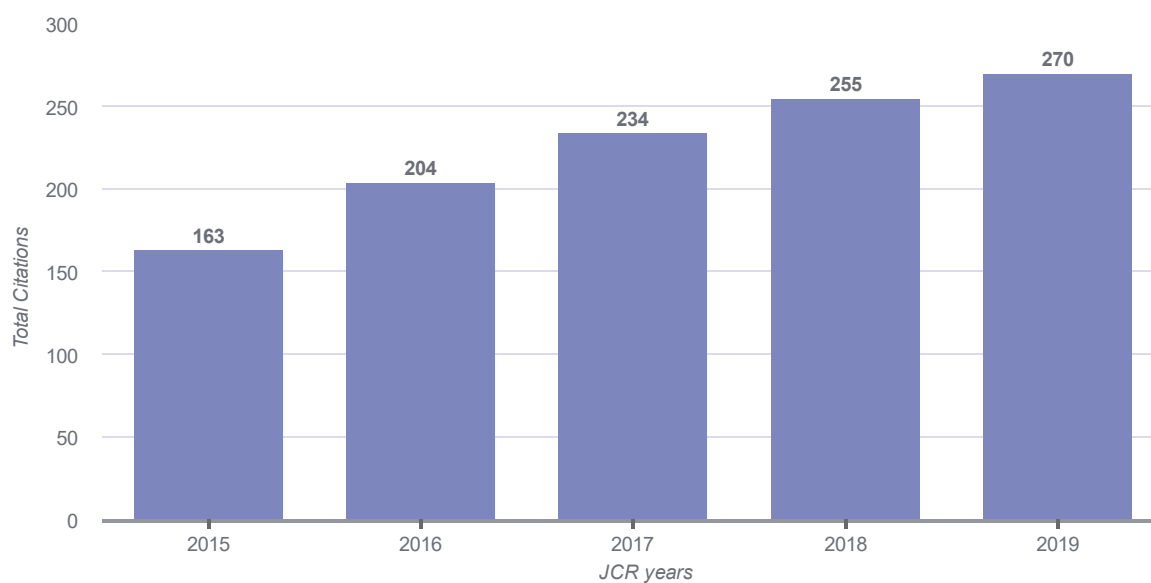
## InCites Journal Citation Reports

Page 9 of 19 

## ESI Total Citations

## Rank

JCR Year	MATHEMATICS
2019	460/510-Q4
2018	451/492-Q4
2017	441/487-Q4
2016	438/488-Q4
2015	441/488-Q4
2014	434/488-Q4
2013	412/473-Q4



# InCites Journal Citation Reports

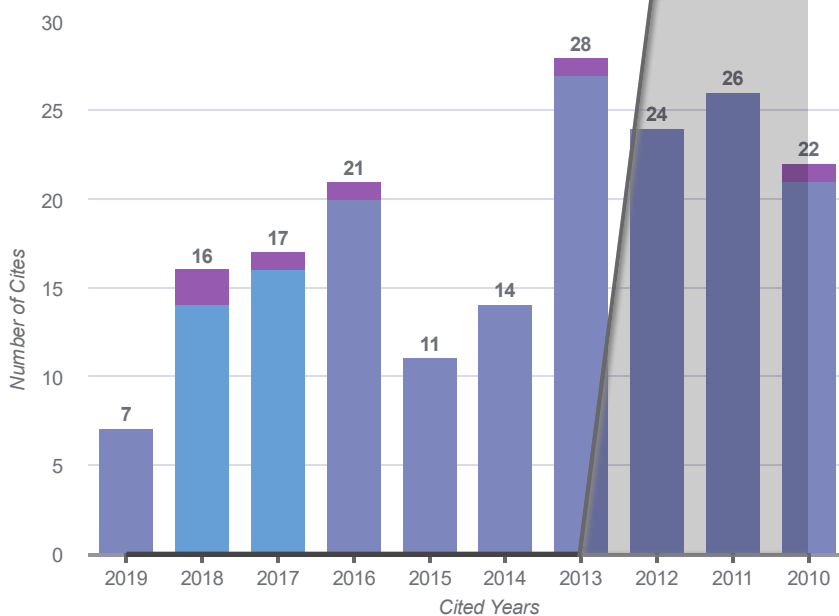
Page 10 of 19

## Cited Journal Data

### Cited Half-Life Data

Cited Year	2019	2018	2017	2016	2015	2014	2013	2012	2011	2010	2009-All
#Cites from 2019	7	16	17	21	11	14	28	24	26	22	84
Cumulative %	2.59%	8.52%	14.81%	22.59%	26.67%	31.85%	42.22%	51.11%	60.74%	68.89%	100.00%

### Cited Journal Graph 2019



#### CITED JOURNAL GRAPH

The Cited Journal Graph shows the distribution (by cited year) of citations published in journals during the JCR year to items published in the Journal during the last 10 years.

The white/grey division indicates the cited half-life (if < 10.0). Half of the citations are to items that were published more recently than the cited half-life.

The two light-blue columns indicate citations used to calculate the Impact Factor (always the 2nd and 3rd columns).

- Non-self-citations: citations from the journal to articles in other journals.
- Journal self - citations: citations from articles in the journal to articles in the same journal.

## InCites Journal Citation Reports

Page 11 of 19

## Cited Journal Data 2019

	Impact	Citing Journal	All Yrs	2019	2018	2017	2016	2015	2014	2013	2012	2011	2010	Rest
		ALL Journals	270	7	16	17	21	11	14	28	24	26	22	84
		ALL OTHERS (114)	114	2	4	10	12	6	5	12	14	9	8	32
1	1.851	J INTELL FUZZY SYST	10	0	0	0	0	0	0	0	0	3	0	7
2	0.848	FILOMAT	7	0	0	0	1	0	1	1	1	0	3	0
3	0.805	MATH COMMUN	6	0	2	1	1	0	0	1	0	0	1	0
4	1.626	MATH METHOD APPL SCI	6	1	0	0	2	0	0	1	0	0	0	2
5	2.645	SYMMETRY-BASEL	5	1	1	0	1	0	0	0	1	0	0	1
6	1.470	J INEQUAL APPL	4	2	0	1	0	0	1	0	0	0	0	0
7	1.406	RACSAM REV R ACAD A	4	0	0	0	0	0	0	2	0	0	0	2
8	1.162	RESULTS MATH	4	0	1	0	0	0	1	0	1	0	0	1
9	2.421	ADV DIFFER EQU-NY	3	0	0	0	1	1	0	0	0	0	1	0
10	0.856	B MALAYS MATH SCI SO	3	0	0	0	1	0	0	0	0	0	1	1
11	2.000	CENT EUR J OPER RES	3	0	0	0	0	0	0	0	0	0	0	3
12	1.287	INT J GEOM METHODS M	3	0	0	0	0	0	1	1	1	0	0	0
13	1.747	MATHEMATICS-BASEL	3	0	0	0	0	0	0	0	1	0	0	2
14	0.896	NUMER FUNC ANAL OPT	3	0	0	0	0	0	0	1	0	2	0	0
15	0.531	TOPOL APPL	3	0	0	0	0	0	1	0	0	1	0	1
16	0.658	TURK J MATH	3	0	2	0	0	0	0	1	0	0	0	0
17	1.103	ZAMM-Z ANGEW MATH ME	3	0	0	0	0	0	0	2	0	0	0	1
18	0.882	AIMS MATH	2	0	0	0	0	0	0	0	0	0	0	2
19	2.056	ANAL MATH PHYS	2	0	0	0	1	0	0	1	0	0	0	0
20	0.740	ANN FUNCT ANAL	2	0	0	0	0	0	0	0	0	0	0	2
21	3.472	APPL MATH COMPUT	2	0	1	0	0	0	0	0	0	0	0	1
22	0.642	ARS MATH CONTEMP	2	1	0	0	0	0	0	0	1	0	0	0
23	1.360	COMPUT APPL MATH	2	0	0	1	0	0	0	0	0	0	1	0
24	1.041	DISCRETE APPL MATH	2	0	0	1	0	0	0	0	0	0	0	1
25	3.228	EUR PHYS J PLUS	2	0	0	2	0	0	0	0	0	0	0	0
26	0.679	HACET J MATH STAT	2	0	0	0	0	0	0	0	1	0	0	1
27	0.477	HOUSTON J MATH	2	0	0	0	0	0	0	1	0	0	0	1
28	1.133	J COMB THEORY A	2	0	0	1	0	0	0	0	0	1	0	0

Showing 1 - 30 rows of 54 total (use export to download the full table)

# InCites Journal Citation Reports

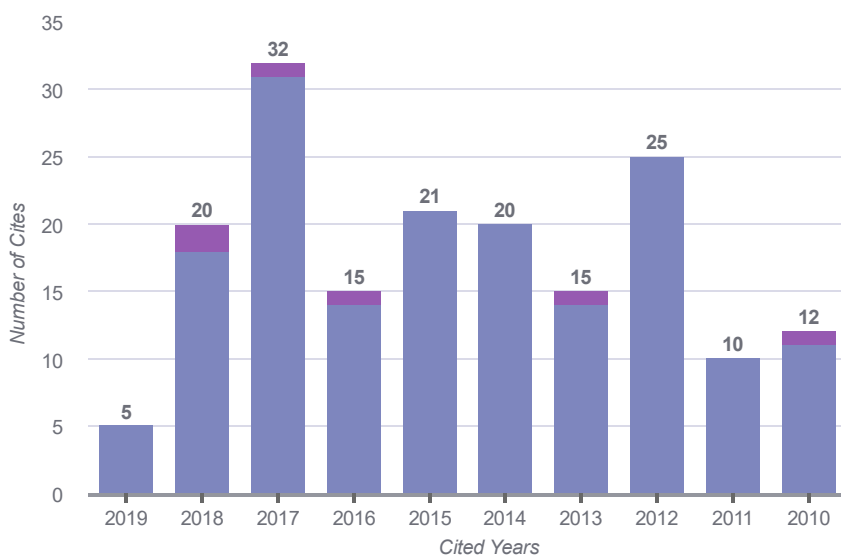
Page 12 of 19

## Citing Journal Data

### Citing Half-Life Data

Citing Year	2019	2018	2017	2016	2015	2014	2013	2012	2011	2010	2009-All
#Cites from 2019	5	20	32	15	21	20	15	25	10	12	236
Cumulative %	1.22%	6.08%	13.87%	17.52%	22.63%	27.49%	31.14%	37.23%	39.66%	42.58%	100.00%

### Citing Journal Graph 2019



#### CITING JOURNAL GRAPH

The Citing Journal Graph shows the distribution (by cited year) of citations published in the Journal during the JCR year to items published in journals during the last 10 years.

The white/grey division indicates the citing half-life (if < 10.0). Half of the citations are to items that were published more recently than the citing half-life.

- Non-self-citations: citations from the journal to articles in other journals.
- Journal self-citations: citations from articles in the journal to articles in the same journal.

## InCites Journal Citation Reports

Page 13 of 19

## Citing Journal Data 2019

	Impact	Cited Journal	All Yrs	2019	2018	2017	2016	2015	2014	2013	2012	2011	2010	Rest
		ALL JOURNALS	411	5	20	32	15	21	20	15	25	10	12	236
		ALL OTHERS (218)	218	2	7	21	7	11	10	4	8	5	5	138
1	3.472	APPL MATH COMPUT	8	1	0	0	0	2	1	0	1	0	0	3
2	1.524	DESIGN CODE CRYPTOGR	8	0	0	0	0	0	0	0	1	0	0	7
3	3.370	COMPUT MATH APPL	7	0	0	0	0	0	0	0	1	0	1	5
4	1.220	J MATH ANAL APPL	6	0	1	1	0	1	0	1	0	0	0	2
5	0.805	MATH COMMUN	6	0	2	1	1	0	0	1	0	0	1	0
6	0.426	AM MATH MON	5	0	0	0	0	1	1	0	0	1	0	2
7	2.037	J COMPUT APPL MATH	5	0	0	0	2	0	0	1	1	0	1	0
8	1.587	NONLINEAR ANAL-THEOR	5	0	0	1	0	2	0	0	2	0	0	0
9	2.420	ARCH RATION MECHAN	4	0	0	1	0	0	0	0	0	0	0	3
10	0.564	GLAS MAT	4	0	0	0	0	0	0	0	0	0	0	4
11	0.610	MANUSCRIPTA MATH	4	0	0	0	0	1	1	0	0	0	0	2
12	0.600	APPL ALGEBR ENG COMM	3	0	0	0	0	0	0	1	0	0	0	2
13	3.848	APPL MATH LETT	3	0	2	0	0	0	0	0	0	0	0	1
14	4.115	COMMUN NONLINEAR SCI	3	0	0	0	1	0	0	0	1	0	1	0
15	0.641	ELECTRON J COMB	3	0	0	0	1	0	0	1	0	0	1	0
16	2.275	IMA J NUMER ANAL	3	0	0	0	0	0	0	0	0	0	0	3
17	4.867	NONLINEAR DYNAM	3	0	0	2	0	0	0	0	0	0	0	1
18	0.927	P AM MATH SOC	3	0	0	0	0	0	0	0	0	0	0	3
19	1.162	RESULTS MATH	3	0	2	0	0	0	1	0	0	0	0	0
20	2.712	SIAM J NUMER ANAL	3	0	0	0	0	0	0	0	0	0	0	3
21	2.421	ADV DIFFER EQU-NY	2	0	0	1	0	1	0	0	0	0	0	0
22	1.850	ANN I H POINCARÉ-AN	2	0	0	0	0	0	0	0	0	0	0	2
23	3.918	ANN MATH	2	0	0	0	0	0	0	0	0	0	0	2
24	0.500	ANN POL MATH	2	0	0	0	0	0	0	0	0	0	0	2
25	1.979	APPL NUMER MATH	2	0	0	0	0	0	0	0	0	0	0	2
26	1.330	BIT	2	0	0	0	0	0	0	0	0	0	0	2
27	3.764	CHAOS SOLITON FRACT	2	0	1	0	0	0	0	0	0	1	0	0
28	2.676	COMMUN PUR APPL MATH	2	0	0	0	0	0	0	0	0	0	0	2

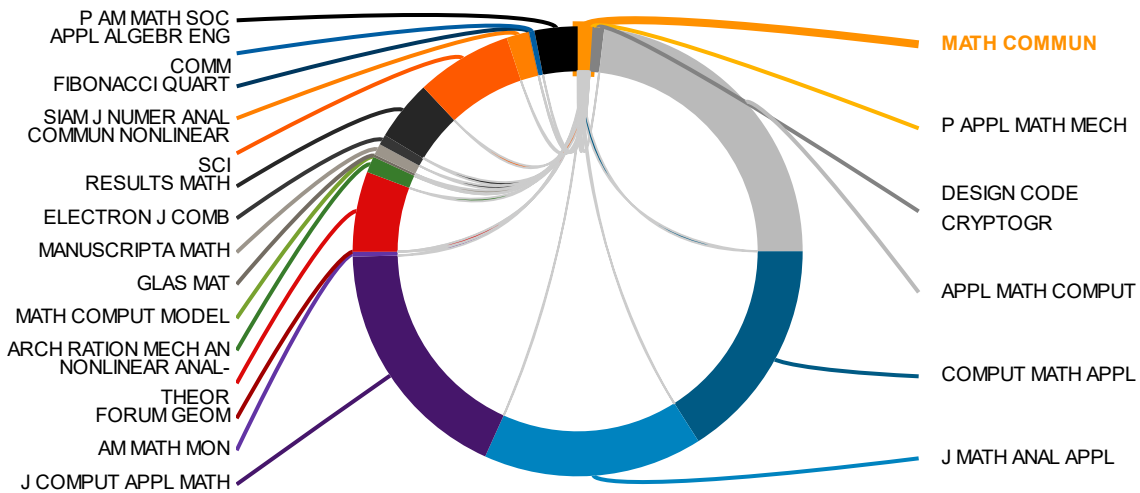
Showing 1 - 30 rows of 68 total (use export to download the full table)

# InCites Journal Citation Reports

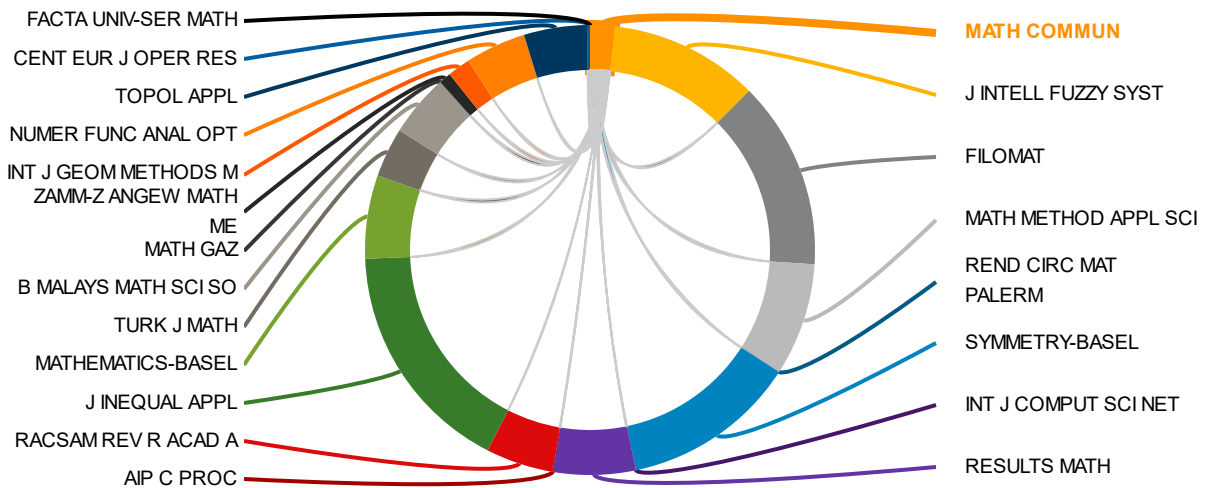
## Journal Relationships

### Journal Relationships 2019

#### Citing Data



#### Cited Data



## InCites Journal Citation Reports

Page 15 of 19

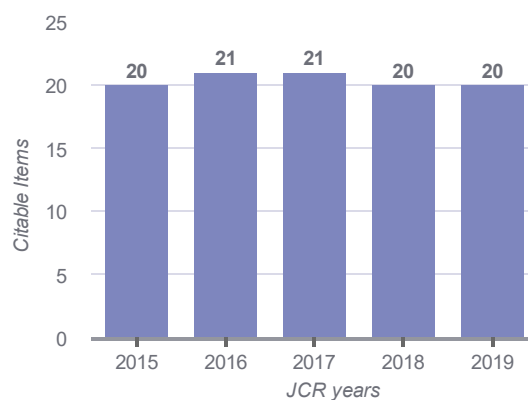
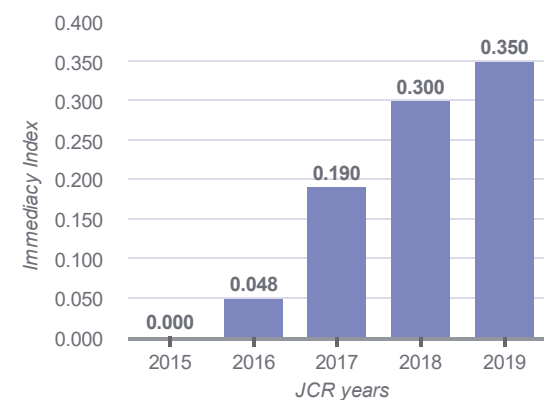
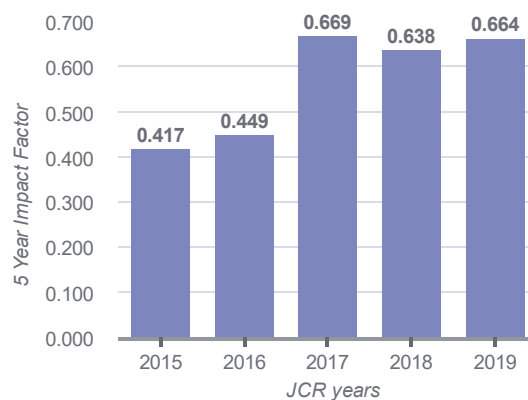
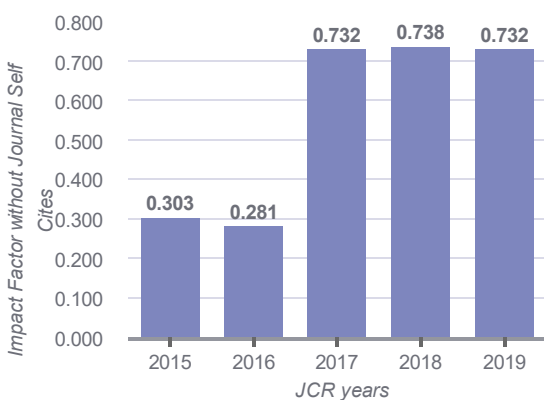
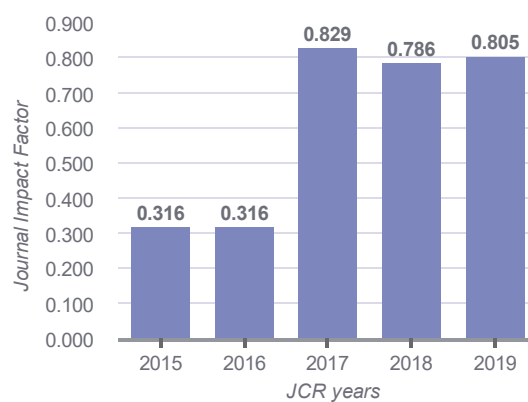
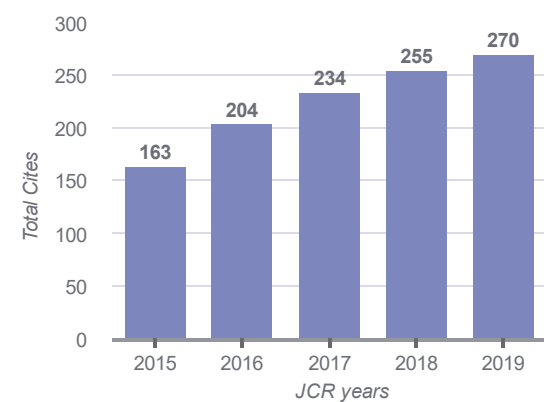
## Key Indicators 2019

IMPACT METRICS		INFLUENCE METRICS		SOURCE METRICS	
Total Cites	270	Eigenfactor Score	0.00025	Citable Items	20
Journal Impact Factor	0.805	Article Influence Score	0.167	% Articles in Citable Items	100.00
5 Year Impact Factor	0.664	Normalized Eigenfactor	0.03066	Average JIF Percentile	39.504
Immediacy Index	0.350			Cited Half-Life	7.9
Impact Factor without Journal Self Cites	0.732			Citing Half-Life	12.7

## InCites Journal Citation Reports

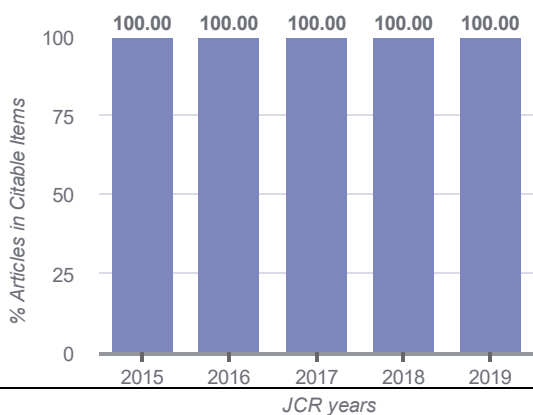
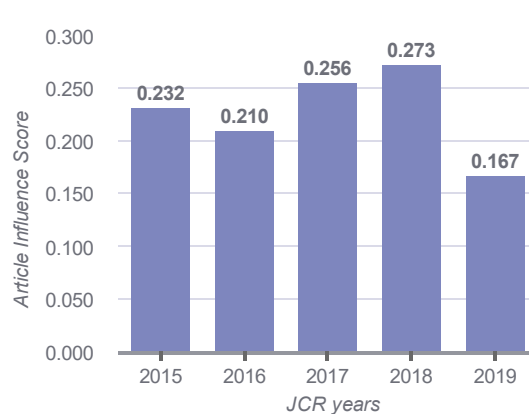
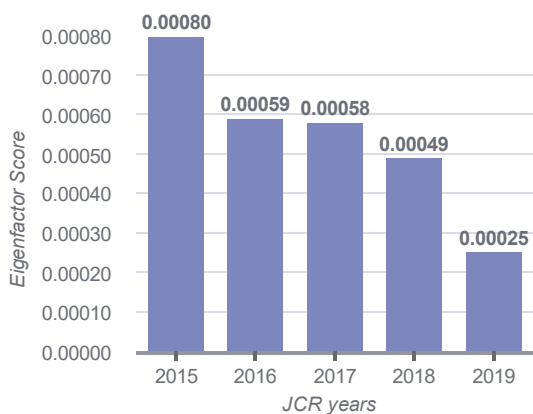
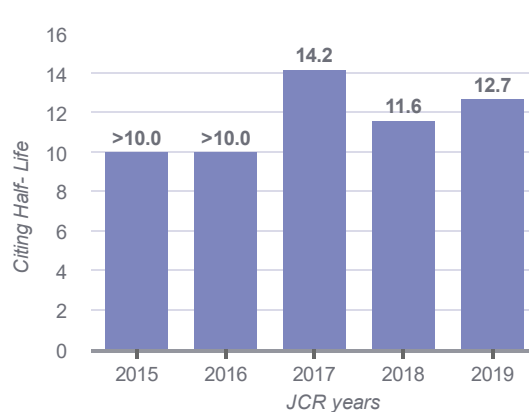
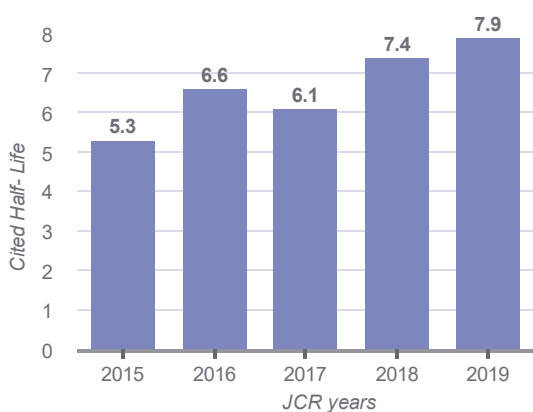
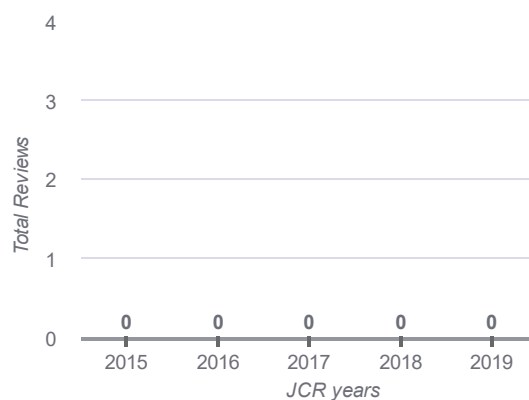
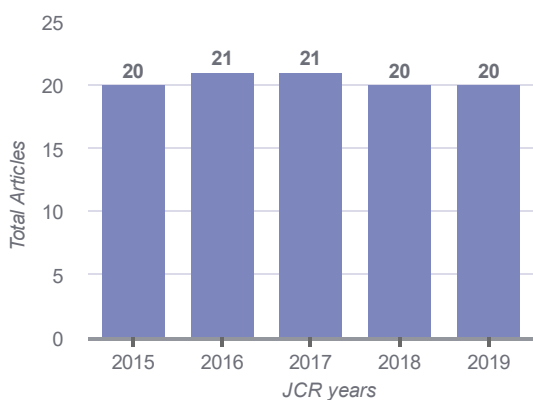
Page 16 of 19

## Metric Trend

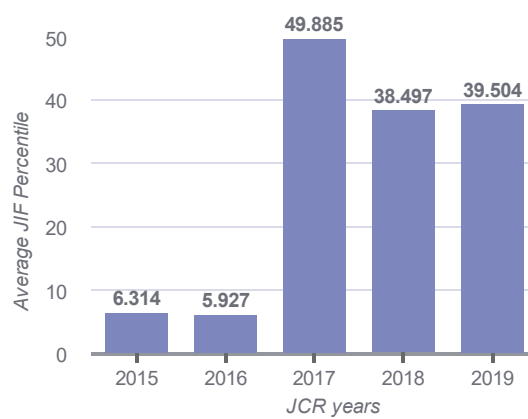
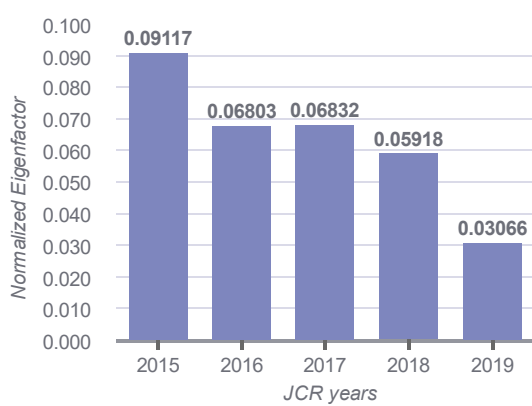




# InCites Journal Citation Reports



## InCites Journal Citation Reports

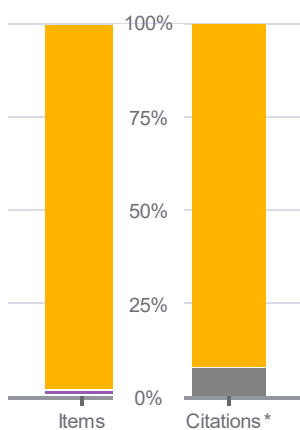
Page 18 of 19 

## InCites Journal Citation Reports

Page 19 of 19

## Journal profile [2017 - 2019]

## Open Access (OA)



	Items	Citations*
● Gold OA Citable	61	37
● Subscription and Free to Read Citable	0	0
<b>Total Citable</b>	<b>61</b>	<b>37</b>
<b>% Citable Open Access</b>	<b>100.00%</b>	<b>100.00%</b>
● Other	1	0
● Unlinked	n/a	3

\*Citations in 2019 to items published in [2017 - 2019]

## Contributions by country/region

country	count
1 Turkey	13
2 India	10
3 CHINA MAINLAND	8
- Iran	8
5 Croatia	6
6 Romania	5
7 Hungary	3
- Serbia	3
- USA	3
10 England	2
- Italy	2
- Saudi Arabia	2
- Slovakia	2

## Contributions by organizations

organization	count
1 UNIVERSITY OF RIJEKA	3
- VALI E ASR UNIV RAFSANJAN	3
3 CANKIRI KARATEKIN UNIVERSITY	2
INDIAN INSTITUTE OF TECHNOLOGY SYSTEM (IIT SYSTEM)	2
- IRAN UNIVERSITY SCIENCE & TECHNOLOGY	2
- NATIONAL INSTITUTE OF TECHNOLOGY WARANGAL	2
- SAKARYA UNIVERSITY	2
8 AGRI IBRAHIM CECEN UNIVERSITY	1
- AHR MAH CAYYOLU CAD ADA SITESI,B BLOK 18-12	1
- ALIGARH MUSLIM UNIVERSITY	1
- ATATURK UNIVERSITY	1
- BABES BOLYAI UNIVERSITY FROM CLUJ	1
- BHARATI VIDYAPEETH DEEMED UNIVERSITY	1
- BINGOL UNIVERSITY	1
- BISHOP HEBER COLL	1